

# \*\*\* sbf participants are helping small businesses...

small business  
lending fund

The **Small Business Lending Fund (SBLF)** has provided capital to 332 qualified community banks and community development loan funds (CDLFs). It has helped unlock access to credit for small businesses looking to hire, invest, and expand in their local communities.

So far, SBLF participants have increased small business lending by about \$8.9 billion over the baseline since the depths of the recession in 2009. That represents an estimated 38,000 additional small business loans.<sup>1</sup>

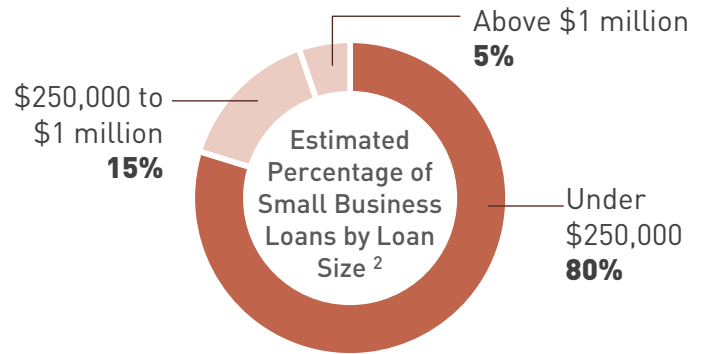
Small businesses in a wide array of industries have benefited from the increased lending by program participants, with companies in the service and agriculture sectors receiving the largest estimated percentage of new loans. Every region of the country has benefited, with participants in the Southeast, Southwest, and Midwest reporting the largest estimated increases in number of small business loans.

The SBLF program invested capital in community banks at an initial cost of financing of up to 5 percent. For bank participants that increase their lending, the cost of the SBLF funding is reduced – all the way down to 1 percent for banks that increase their lending by 10 percent or more. That is a strong incentive for banks to help keep credit flowing.

SBLF participants  
have increased small business  
lending by

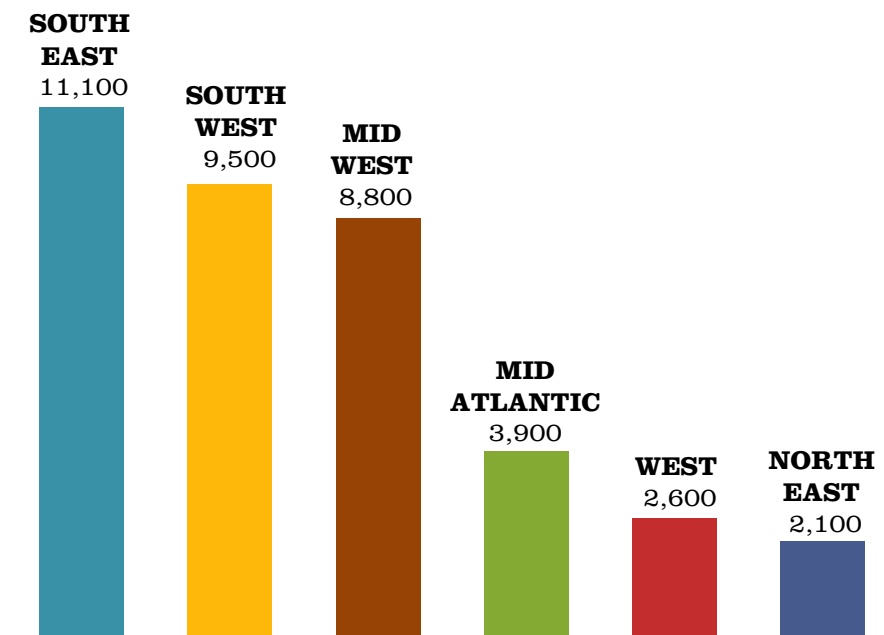
**\$8.9 billion**  
over baseline levels

That's more than  
**38,000 new loans.**



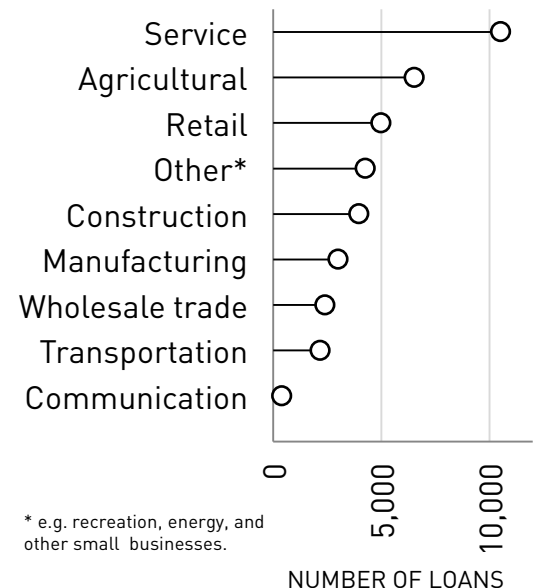
## SBLF Participants are Helping Small Businesses in Every Region...

*Estimated Number of Additional Loans to Small Businesses by Region as of Q4 2012<sup>3</sup>*



## ...and Across Many Industries.

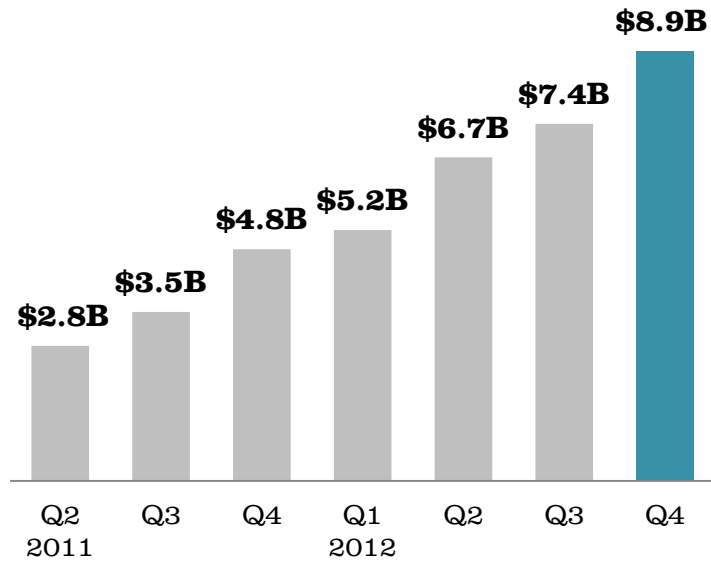
*Estimated Number of Additional Loans to Small Businesses by Industry as of Q4 2012<sup>4</sup>*



# ...by helping to get credit flowing again.

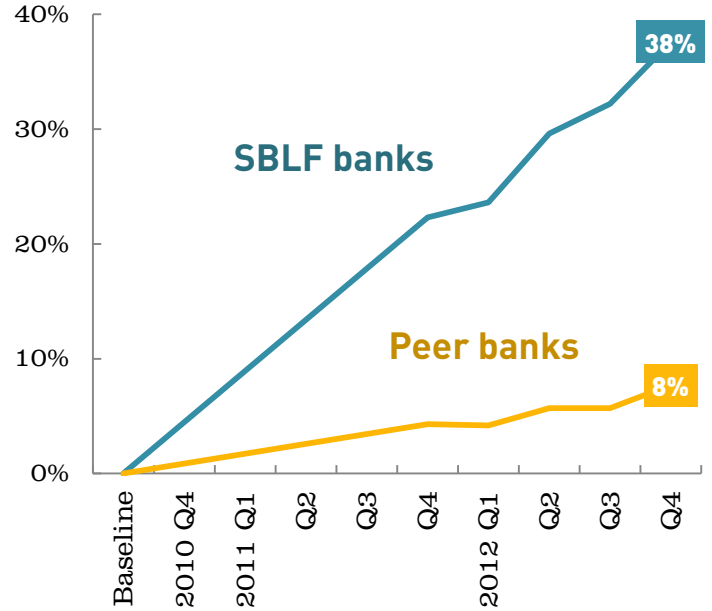
## SBLF Participants Have Increased Their Small Business Lending by \$8.9 Billion

Increase in Small Business Lending over Baseline by SBLF Participants as of Q4 2012<sup>5</sup>



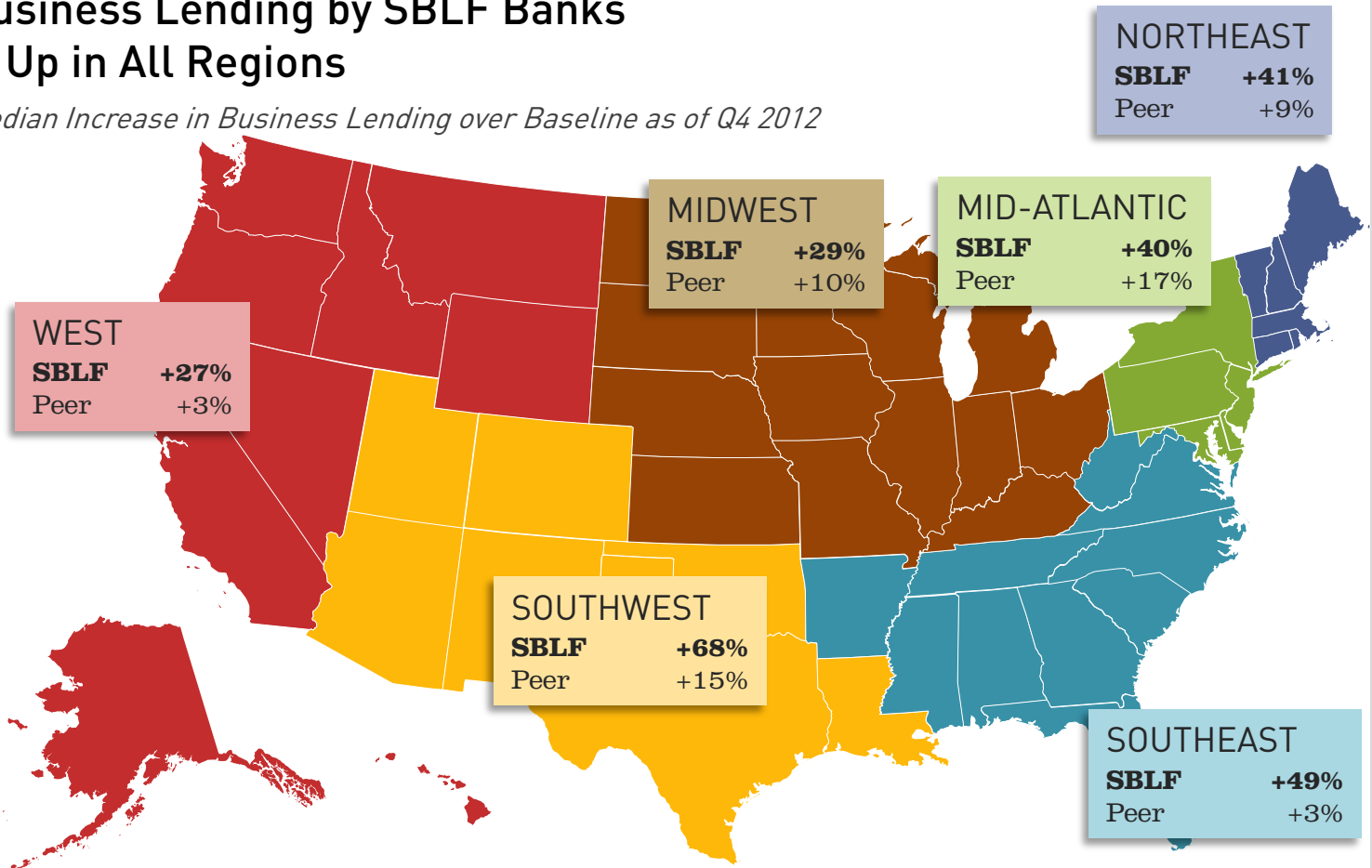
## For SBLF Banks, Business Lending is Up 38%

Median Increase in Business Lending over Baseline by SBLF Bank Participants and Peers<sup>6</sup>



## Business Lending by SBLF Banks is Up in All Regions

Median Increase in Business Lending over Baseline as of Q4 2012



# notes

- 1 The baseline period is defined as the average lending over the four quarters ended June 30, 2010. The number of additional small business loans is calculated by dividing each participant's change in small business lending as of December 31, 2012 by the average loan size the participant reported on its SBLF lending survey for the year ended June 30, 2012 and aggregating the resulting loan counts. The resulting aggregate is rounded.
- 2 Estimated percentages based on responses by program participants to the SBLF lending survey for the year ended June 30, 2012.
- 3 To calculate the number of additional small business loans in each region, Treasury divided each participant's change in small business lending as of December 31, 2012 by the average loan size the participant reported on its SBLF lending survey for the year ended June 30, 2012 and aggregated the resulting loan counts based on each participant's location. All estimates are rounded.
- 4 To calculate the number of additional small business loans by industry sector, Treasury multiplied the participant's change in small business lending as of December 31, 2012 by the percentage of lending to each sector the participant reported on its SBLF lending survey for the year ended June 30, 2012. For each participant, the loan amounts for each industry were divided by the average loan size reported in the participant's SBLF lending survey and the resulting loan counts were aggregated across industry sectors. All estimates are rounded.
- 5 For institution-specific reporting on changes in small business lending as of December 31, 2012, see the SBLF April 2013 Use of Funds Report (available at <http://www.treasury.gov/sblf>).
- 6 The term "peer banks" is defined as the representative group of approximately 500 banks that were selected to match the specific size, geography, and financial condition of SBLF banks. The business lending information is based on a straight-line estimate from the baseline to the quarter ended December 31, 2011 and reported lending for subsequent quarters. For additional information on the methodology used in this analysis, see the SBLF April 2013 Use of Funds Report (available at <http://www.treasury.gov/sblf>).